



# MONTHLY MEMBERSHIP PROGRESS REPORT

District 1 M

Results as of: 2/28/2017

GMT: THOMAS MATNEY

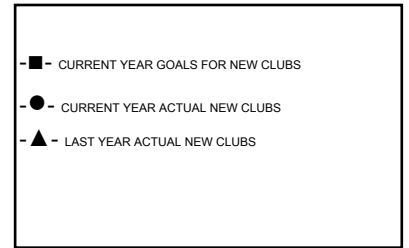
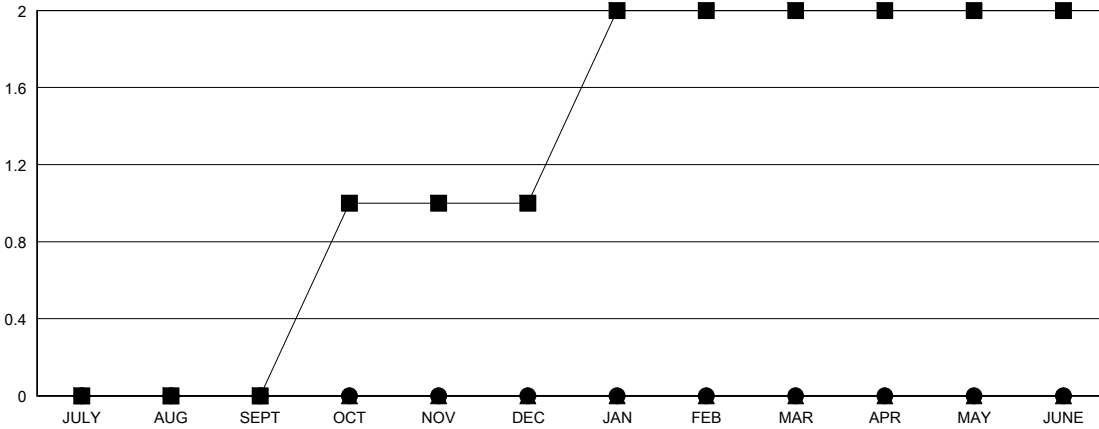
LOCATION ILLINOIS

GMT CA

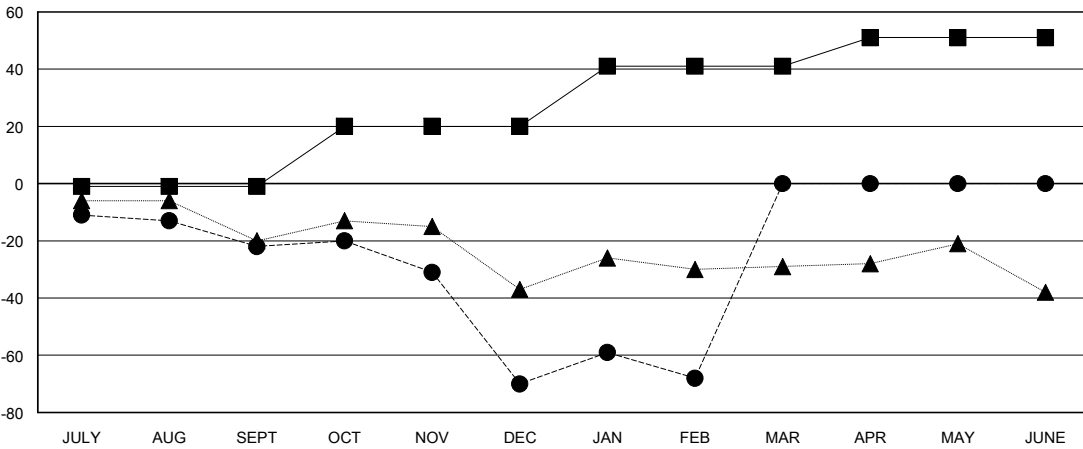
Clubs			
RESULTS FOR 2016-2017			
QUARTER	NEW CLUB GOAL	NEW CLUBS	DROPPED CLUBS
JULY/AUG/SEPT	0	0	0
OCT/NOV/DEC	1	0	1
JAN/FEB/MAR	1	0	0
APR/MAY/JUNE	0	0	0

Members			
RESULTS FOR 2016-2017			
QUARTER	NEW MEMBER GROWTH NET GOAL (not reinstated or transfers)	NEW MEMBER GROWTH ACTUAL (not reinstated or transfers)	DROPPED MEMBERS ACTUAL (including transfers)
JULY/AUG/SEPT	-1	17	39
OCT/NOV/DEC	21	18	66
JAN/FEB/MAR	21	23	21
APR/MAY/JUNE	10	0	0

GOALS AND ACTUAL NEW CLUBS CUMULATIVE



GOALS AND ACTUAL MEMBERS CUMULATIVE



DROPPED CLUBS: 1	29 CLUBS OF 67 ADDED 1 OR MORE NEW MEMBERS	<u>GENDER DISTRIBUTION</u>	
		MALE	1,440 (83.04%)
DROPPED MEMBERS		FEMALE	294 (16.96%)
	DECEASED	TOTAL FAMILY UNIT MEMBERS	
	CLUB CANCELLED		194
	OTHER	<a href="#">CLICK HERE FOR CUMULATIVE MEMBERSHIP DATA</a>	
TOTAL	126	FAMILY MEMBERS PAYING HALF DUES	99